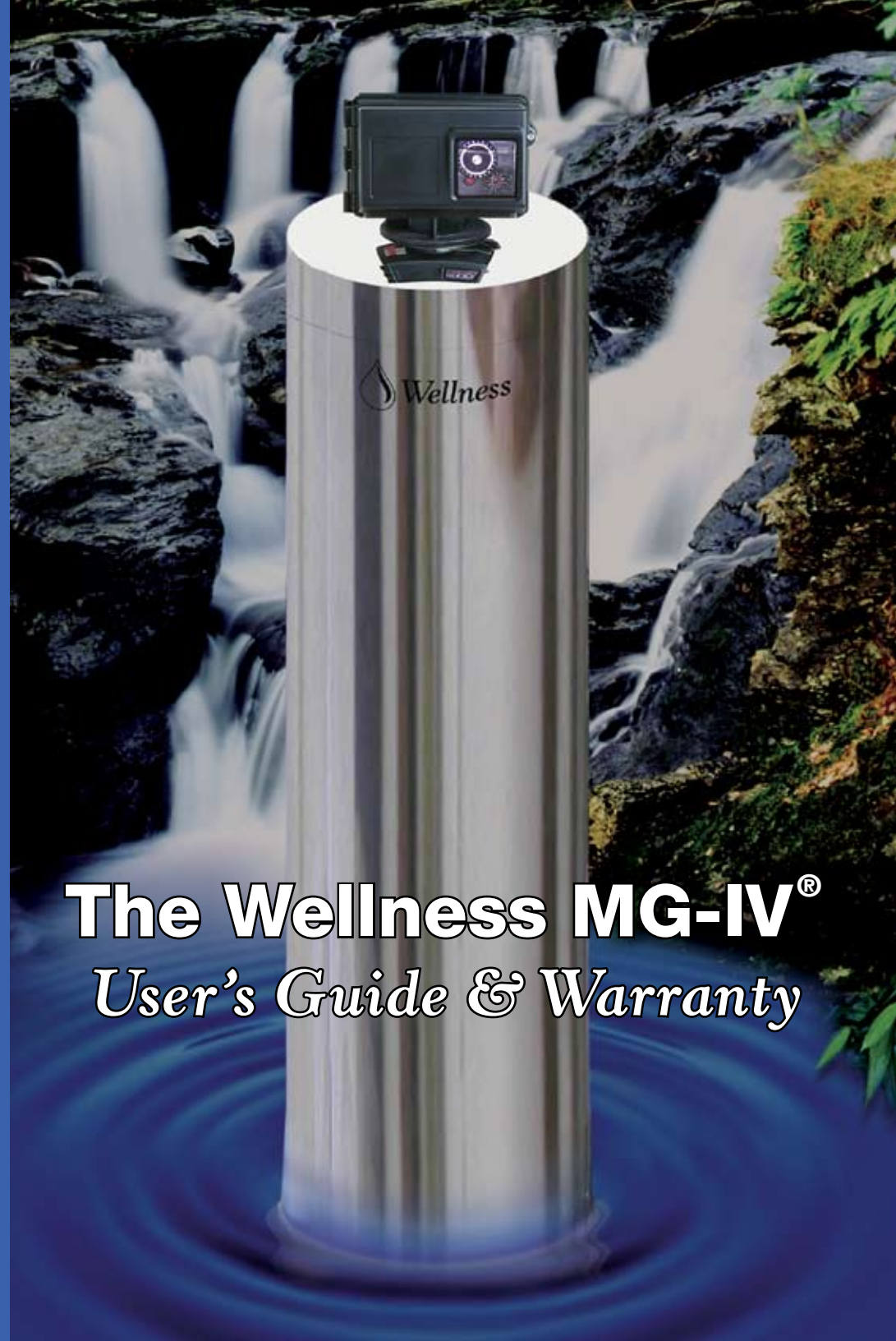




Wellness Enterprises, LLC  
418 SW 140th Terrace, Newberry, FL 32669  
Phone: 352-333-0480 Fax: 352-333-0490  
E-mail: support@wellnessfilter.com  
www.wellnessfilter.com

Version 1.1105  
Please check our web site for any manual updates.  
<http://www.wellnessfilter.com/support/downloads/>



# The Wellness MG-IV<sup>®</sup> *User's Guide & Warranty*

## Welcome To Wellness

Congratulations on your purchase of the Wellness MG-IV™ estate and small business filtration and enhancement system. The MG-IV uses patented Wellness water purification and enhancement techniques. Now, *The Best Source of Water on Earth could be your faucet®*.

Please review this guide carefully with your licensed plumber before installing your MG-IV. Also, retain this guide for easy future reference. These instructions and safeguards help ensure that your new Wellness MG-IV operates at peak efficiency for its entire life.

Because this unique system treats the water as it enters your home or office, you will have peace of mind knowing that all your water is safe and naturally purified.

- ◆ Experience *The Best Source of Water on Earth...*  
...throughout your home and office
- ◆ Protects your family by reducing chlorine, chloramines, volatile organic compounds (VOCs), THMs, and heavy metals
- ◆ Pure, safe, natural-tasting water
- ◆ A spa experience in every bath or shower

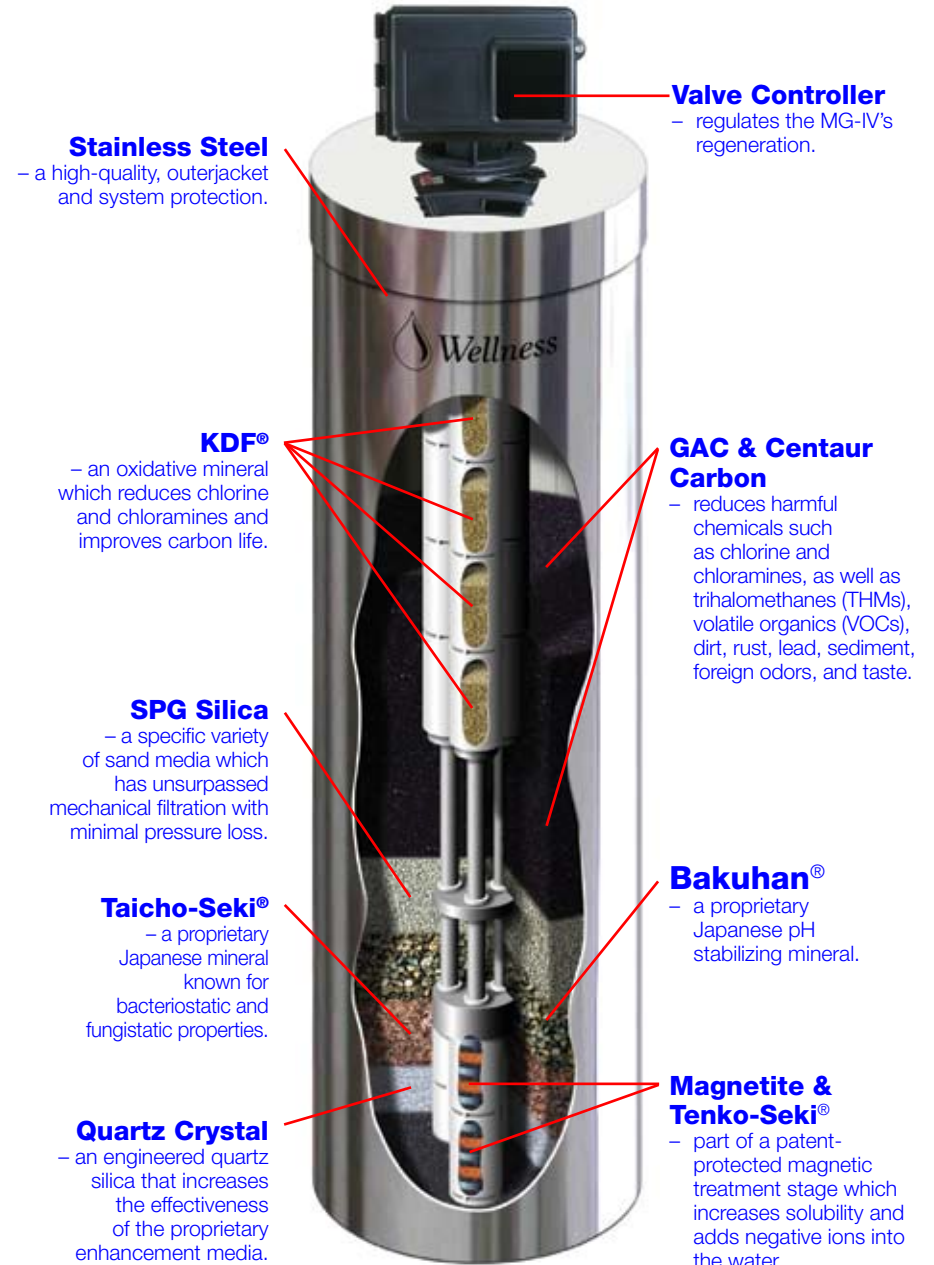
## Specifications

Media	SPG Volcanic sand, GAC & Centaur Carbon mix, Tenko-Seki®, Ceramic magnets, Magnetite, KDF 85x12 Chambers, Bakuhan®, Taicho®, Filter Gravel & Quartz
Flow Rate	30 gallons (114 liters) per minute @ 50 psi inlet
Water Pressure	40 – 100 psi (2.758 – 6.895 bar)
Dimensions	17" diameter x 72" high (432mm x 1829mm)
Connections	Inlet/Outlet 1.5"(38.1mm) Female NPT Drain 1" (25.4mm) Male NPT
Weight	200 lbs. (91kg)
Operating Temperature	40° – 150° F (4.4° – 66° C) Warning: Do not allow exposure to freezing temperatures
Construction	Electro-polished stainless steel, food-grade woven fiberglass
Controller Valve	FLECK Programmable 2850, 110 volts
Water Source	Engineered for use with potable water only

## System Requirements

Water Source	Engineered for use with potable water only. Water source must provide MG-IV with a minimum of 15 gpm at 35 psi for proper regeneration.
--------------	---

## Wellness MG-IV Cutaway



## Installation Instructions

### Before you Start *(must read)*:

The MG-IV must be installed to meet the current National Electric Code, as well as any applicable local plumbing and electrical codes.

If you have well water you must contact Wellness Customer Service toll-free at 800-428-9419 **before installation**. Wellness requires well water be tested by a certified water laboratory.

### Note: Packaging

The Wellness MG-IV is packaged to eliminate damage in shipping. Please ensure that you retain the unit's original crate for at least the 90-day satisfaction period. If service is required and you wish to return your MG-IV and you do not have the original crate, Wellness will charge you for the cost of creating a new crate, and also for shipping the new crate to you. This fee will be in addition to the normal costs of shipping the product to Wellness.

### Note: Power Outages

During a power outage, the MG-IV continues to filter and enhance your water properly and the time and control settings will remain the same. However, the MG-IV will not regenerate without power, and must regenerate regularly to maintain proper filtration and enhancement effectiveness. Also, without power the clock stops and the time setting will need to be reset to the correct time once power is restored.

To properly maintain your MG-IV, Wellness recommends that you check the MG-IV time settings and perform a manual regeneration at least every three months. This is done to ensure the MG-IV control valve is working properly. If you are located in an area that experiences frequent power outages, you may wish to purchase a small universal power supply (UPS) from your local electronics store to maintain power to the clock during brief outages.

**WARNING: Wellness Enterprises is not liable for damages, including any and all water damage caused by this product. Wellness Enterprises recommends that you, the homeowner, consider using an electronic water shut-off system (such as WaterCop – <http://www.watercop.com>). Significant water damage may result from an unexpected leak in your MG-IV or any other plumbing device.**

## Installation Checklist

### ◆ Water Pressure

A minimum of 35 pounds of water pressure per square inch (psi) is required to operate the MG-IV effectively. Also note, water pressure should not exceed 100 psi. If your water pressure approaches 100 psi, you must have a plumber install a pressure regulator on your master waterline before the MG-IV unit.

### ◆ Electrical Facilities

An uninterrupted alternating current 110V (AC), 60 Hz, supply is required. Please make sure the existing voltage supply is compatible with the unit before installation. Ensure that a power source meeting all local requirements is within reach of the unit's power cord. Most electrical codes require a GFI plug for exterior installations.

### ◆ Existing Plumbing

The condition of the existing plumbing should be free from lead, lime, and iron buildup. Piping that is heavily built up with lead, lime, and/or iron should be replaced. All new plumbing should be performed in accordance with local plumbing codes.

### ◆ Water Temperature

This unit is rated to operate within a temperature range of 40°– 150° F (4.4° – 66° C); **Note: Operating in temperatures outside these parameters voids all warranties.**

### ◆ Location of MG-IV Unit

For outdoor installations, a concrete foundation and roof or covering is suggested. To prevent valve malfunction and the possibility of permanent damage to your MG-IV, Wellness also recommends you install a ground-fault interrupt (GFI) switch, and ensure that both the valve and switch are protected from the elements. When installing units in locations with high temperature differentials, Wellness recommends you add a drip pan under the unit to catch condensation. If you are not able to locate a supplier, contact Wellness Enterprises for assistance.

**WARNING: Water that is micro-biologically unsafe, contains unusually high suspended solids, or has extremely high concentrations of chemicals or other elements, cannot be used with your Wellness MG-IV. Well water tests must be submitted to Wellness Enterprises, LLC for evaluation prior to installation. This warning is also in effect should initial water quality change or deteriorate.**

# Control Valve Master Programming

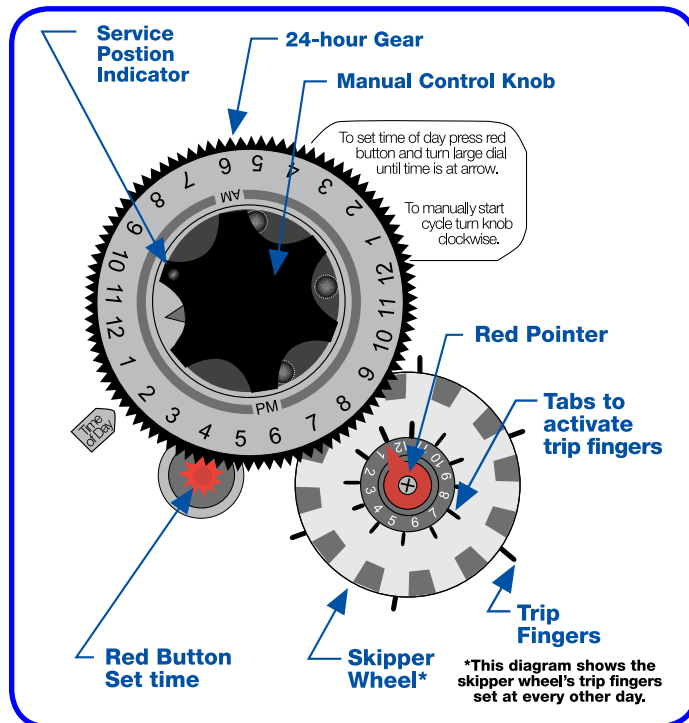
## Set Days for the MG-IV to Regeneration Cycle:

Rotate the skipper wheel (see Diagram A) until the number 1 is at the red pointer. Set the days when regeneration is to occur by sliding tabs on the skipper wheel outward to expose the trip fingers. Each tab represents one day. Red pointer arrow is tonight. Moving clockwise from the red pointer, extend or retract fingers to obtain the desired regeneration schedule. For standard applications, every third day is generally sufficient (one trip finger out & two in, repeat, repeat).

## Set The Time of Day:

1. Press and hold the red button in and the drive gear will disengage.
2. Turn large 24-hour gear until the actual time of day is at the time of day pointer – be sure to select the appropriate AM or PM hour.
3. Release the red button to engage the drive gear.

Diag. A

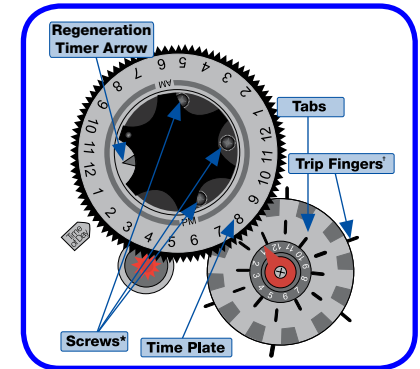


## How To Manually Regenerate the MG-IV:

1. Turn manual control knob clockwise until service position indicator is adjacent to the time of day arrow.
2. Turn manual control knob one more click clockwise.
3. An electrical motor will engage, signifying regeneration has begun.
4. The regeneration cycle takes approximately 30 minutes.

## How To Adjust Time to Begin Regeneration Cycle:

1. **Disconnect the power source.**
2. Locate the three set screws behind the manual control knob by pushing in the red gear release button and rotating the 24-hour dial until each screw appears in the cutout portion of the manual control knob.
3. As each screw appears, slightly loosen to release the pressure on the time plate from the 24-hour gear.
4. Locate the regeneration timer arrow on the inside of the 24-hour gear in the cutout portion of the manual control knob.
5. Turn the time plate so the desired regeneration time aligns next to the raised/embossed timer arrow.
6. Push the red gear release button in and rotate the 24-hour gear. Tighten each of the three screws.
7. Push the red gear release button in and locate the pointer one more time to ensure the desired regeneration time is correct.
8. Reset the time of day (see previous page).
9. Plug the control valve into an approved power source. The regeneration cycle settings are now set and activated.



Diag. B

\*Screws (shown in both diagrams) are underneath control knob. In actual control valve, screws are visible only in control knob slot/cutout.  
 † Trip fingers set for every other day regeneration in this illustration.

## Connecting Your MG-IV System

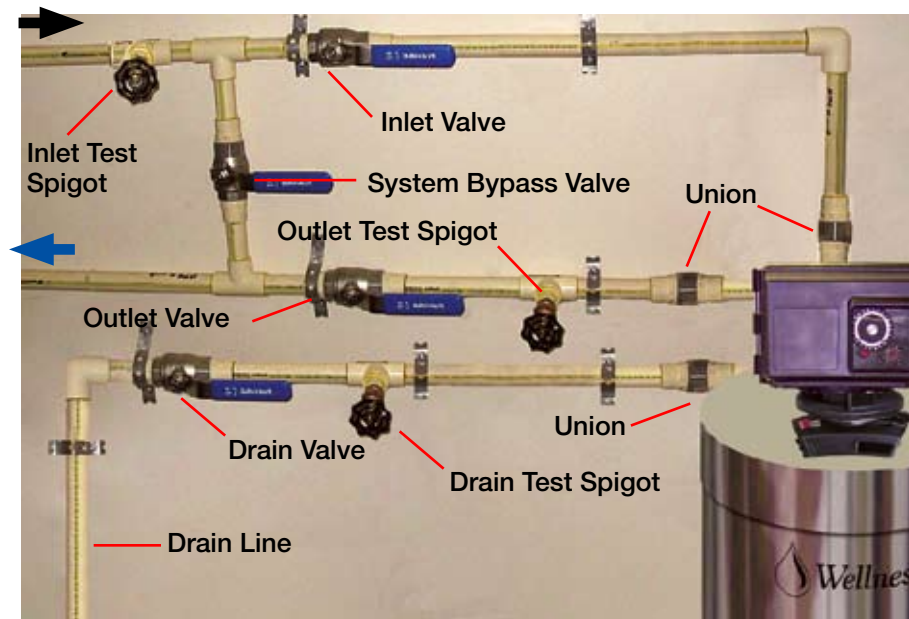
After reviewing the precautions and checklists on the previous pages and setting the control valve, it is time to install your new MG-IV filtration and enhancement system. Use these instructions and the image below as your guide to a successful installation.

Before you begin an installation, ensure that the water is shut off at the location where you will be plumbing the MG-IV.

Inlet, outlet, and system bypass valves, inlet and outlet test spigots, inlet and outlet unions, and a drain line are required but not included. These valves, test spigots, and unions are essential for proper testing of the MG-IV and allow for easy removal to facilitate moving or service.

If the MG-IV is installed indoors, typically the drain line will be hard plumbed. If the drain line is hard plumbed, a test spigot and bypass valve must also be installed on the drain line to allow for proper MG-IV testing. If the drain line goes up at a certain grade or for a certain length of pipe, a check valve will be required as an additional safeguard to prevent regeneration water from backing up into the system. Please check with your plumber to find out if this is necessary for your installation.

Install the MG-IV unit, with all valves, test spigots, and the drain line, according to plumbing codes (see picture below for an example).



## Installation Testing

When installation is complete, the MG-IV should be tested to ensure that all parts are functioning properly.

*Warning: Wellness Enterprises is not liable for damages if the following steps are not completed.*

- Step 1** Completely close the following: outlet valve, system bypass valve, drain test valve, and all test spigots.
- Step 2** Attach a hose temporarily to the drain line test spigot.
- Step 3** With valves and spigots closed, slowly open up the water main to allow MG-IV tank to pressurize and check for leaks.
- Step 4** If the system is free of leaks, attach supplied mesh bag to drain hose in an outdoor location where water can drain away harmlessly.
- Step 5** Open drain line test spigot.
- Step 6** Initiate a Regeneration cycle by turning the manual control knob as explained on page 6.
- Step 7** Water should begin flowing out of the drain line. Allow the MG-IV to run through a complete Regeneration cycle (approx. 30 minutes). At the end of the cycle, examine the mesh bag. The MG-IV system is designed to release carbon and KDF fines into the water during regeneration. This will typically produce up to 1 cup of a blackish/brownish/golden material in the mesh bag. If more granular media is found in the bag, please keep the bag or its contents and contact Wellness Support at 1-800-428-9419 immediately. (There is a possibility that the unit was damaged in shipment.) A technical service agent will diagnose the MG-IV's condition over the phone. If there is less than 1 cup of media in the bag, repeat the regeneration procedure once more. After the second regeneration cycle is completed, again check for granular media in the mesh bag. If there is less than 1 cup of media in the mesh bag after two regeneration cycles, you are ready to proceed to step 8.
- Step 8** Set the current time of day. If the drain line is hard plumbed, close the drain test spigot and open drain valve. Making sure the outlet valve is closed, connect hose to outlet test spigot, open outlet test spigot and purge the line for approximately 1 minute. (This step is to prevent any granules that may have escaped into the outlet line during installation from being flushed into the home.) Once flushing is complete, slowly open the outlet valve and perform a final check for leaks. Your MG-IV is now in full service.

## Final Notes on the MG-IV System Operation

### Power outage note:

- ❑ If the MG-IV is without power for more than one day, manually initiate a regeneration by turning the manual control knob clockwise as shown on page 6.

### For problems related to water pressure:

- ❑ A significant drop in water pressure or water from the faucet that tastes or appears unusual may be a sign that the MG-IV's controller may be malfunctioning.
- ❑ First determine whether or not the problem is due to the valve or the MG-IV. Test your tap water supply by bypassing the MG-IV as follows:
  - ❑ Close all faucets throughout home
  - ❑ Close the outlet and inlet bypass valves and open the system bypass valve, as outlined on pages 7 & 8.
  - ❑ Compare and evaluate the water pressure.
  - ❑ If the water pressure is the same, the problem is related to the water supply. Contact your system supplier or installer.
- ❑ To put your system back on filtration mode, close the system bypass valve and open the inlet and outlet bypass valves, as outlined on page 7 & 8.
- ❑ If the water pressure improves, or your problems are related to taste or appearance, bypass the MG-IV as described above and promptly contact your distributor or Wellness Enterprises directly:

Customer Service at: (800) 428-9419

E-mail: [support@wellnessfilter.com](mailto:support@wellnessfilter.com)

**WARNING:** Many insurance providers have recently modified their homeowner's coverage policy as they relate to leaks associated with a water treatment system and do not provide coverage in the event of a leak. This unit is engineered so that it may be installed outdoors where a plumbing leak would not cause damage to your home. While this unit is engineered to the highest standards, a risk of an unanticipated failure which could cause excessive flooding is always possible. If this unit is installed indoors where flooding related damage may occur, you are hereby notified that you are assuming all risk associated with any such damage. It is strongly recommended that you install an automatic leak detector and shut off valve (available from [www.watercop.com](http://www.watercop.com) and other sources). Also, if the MG-IV is installed outdoors, it should be covered and must be protected from temperatures below 40° F as per specifications chart on page one. If you live in an area that experiences a hard freeze, assure installation of appropriate insulation, heating devices, etc. to maintain temperatures as specified in this manual when the MG-IV is installed. Wellness Enterprises, LLC, **IS NOT LIABLE** for any and all damage to any property or dwelling or any expense caused by or related to a leak in this or any products supplied by Wellness Enterprises, LLC.

## Five-Year Limited Warranty

WELLNESS ENTERPRISES, LLC warrants The Wellness Filter MG-IV for five (5) years from the date of purchase against all defects in materials and workmanship when installed by a licensed and certified plumber and used in compliance with this Installation Manual.

To allow WELLNESS ENTERPRISES, LLC to record your ownership of this product, start your warranty coverage cycle, and send you any applicable product reports or announcements, please complete and return the Warranty Information Card below. You should also make a copy for your records. The Warranty Card must be returned within 30 days of purchase in order to validate warranty.

WELLNESS ENTERPRISES, LLC will replace or repair any part which, in our opinion, is defective, if the filter, furnishings, and fixtures have not been subjected to tampering, alteration, or improper use or transportation after delivery and have not been repaired by anyone except WELLNESS ENTERPRISES, LLC or an authorized representative. WELLNESS ENTERPRISES, LLC's obligation does not include any costs related to shipping and transportation. WELLNESS ENTERPRISES, LLC is not responsible for damage in transit, the customer should present claims for such damage to the carrier.

WELLNESS ENTERPRISES, LLC makes no warranties, expressed or implied, including, without limitation, any warranties of fitness or merchantability except as expressly set forth above. WELLNESS ENTERPRISES, LLC shall not be liable for any anticipated or lost profits, incidental damages, consequential damages, costs, time charges, or other losses incurred in connection with the purchase, installation, repair, or operation of the filter, and we do not authorize anyone to assume for WELLNESS ENTERPRISES, LLC any liability in connection with the filter or any part thereof. WELLNESS ENTERPRISES, LLC reserves the right to modify the design of our products at any time without notice.

This warranty shall **NOT** apply to:

1. Failures resulting from use of water not suited to drinking, as outlined in current AWWA guidelines\*.
2. Failures due to normal wear, accident, misuse, abuse, negligence, or contamination in source water supplies.
3. Damage due to failure to follow operating instructions and maintenance requirements or any damage, residential or commercial, resulting from MG-IV system or plumbing leaks. The MG-IV is designed for outdoor installation .
4. Products that are altered, modified, or serviced in a manner not authorized by WELLNESS ENTERPRISES, LLC in writing.
5. Failure of goods due to use other than what was originally intended.
6. Damage due to failure to follow published laws, regulations, and codes.

For servicing under this warranty, contact Wellness' Customer Service Department at **1-800-428-9419** and explain the problem in detail. Repair or replacement of the MG-IV by WELLNESS ENTERPRISES, LLC requires registration card submission and may require the return of the filter to WELLNESS ENTERPRISES, LLC at your cost.

\* For information regarding current AWWA standards, please visit — <http://www.awwa.org>

Wellness Enterprises, LLC Gainesville, FL 32669

(800) 428-9419 or for International Customers 1-352-333-0480

[www.wellnessfilter.com](http://www.wellnessfilter.com)

Tape card together here, do not staple

### Five-Year Limited Warranty

WELLNESS ENTERPRISES, LLC warrants The Wellness MG-IV for five (5) years from the date of purchase against all defects in materials and workmanship when installed and used in compliance with this Installation Manual.

To allow WELLNESS ENTERPRISES, LLC to record your ownership of this product, start your warranty coverage cycle, and send you any applicable product reports or announcements, please complete and return the Warranty Information Card below. You should also make a copy for your records. The Warranty Card must be returned within 30 days of purchase in order to validate warranty.

WELLNESS ENTERPRISES, LLC will replace or repair any part which, in our opinion, is defective, if the filter, furnishings, and fixtures have not been subjected to tampering, alteration, or improper use or transportation after delivery and have not been repaired by anyone except WELLNESS ENTERPRISES, LLC or an authorized representative. WELLNESS ENTERPRISES, LLC's obligation does not include any costs related to shipping and transportation. WELLNESS ENTERPRISES, LLC is not responsible for damage in transit, the customer should present claims for such damage to the carrier.

WELLNESS ENTERPRISES, LLC makes no warranties, expressed or implied, including, without limitation, any warranties of fitness or merchantability except as expressly set forth above. WELLNESS ENTERPRISES, LLC shall not be liable for any anticipated or lost profits, incidental damages, consequential damages, costs, time charges, or other losses incurred in connection with the purchase, installation, repair, or operation of the filter, and we do not authorize anyone to assume for WELLNESS ENTERPRISES, LLC any liability in connection with the filter or any part thereof. WELLNESS ENTERPRISES, LLC reserves the right to modify the design of our products at any time without notice.

**This warranty shall NOT apply to:**

1. Failures resulting from use of water not suited to drinking, as outlined in current AWWA guidelines\*;
2. Failures due to normal wear, accident, misuse, abuse, negligence, or contamination in source water supplies;
3. Damage due to failure to follow operating instructions and maintenance requirements or any damage, residential or commercial, resulting from MG-IV system or plumbing leaks. The MG-IV is designed for outdoor installation;
4. Products that are altered, modified, or serviced in a manner not authorized by WELLNESS ENTERPRISES, LLC in writing;
5. Failure of goods, due to use other than what was originally intended; and
6. Damage due to failure to follow published laws, regulations, and codes.

For servicing under this warranty, contact the Customer Service Department at 1-800-428-9419 and explain the problem in detail. Repair or replacement of the MG-IV by WELLNESS ENTERPRISES, LLC may require its return to WELLNESS ENTERPRISES, LLC at your cost. **Warranty is void unless registration card is signed below and returned.**

\* For information regarding current AWWA standards, please visit <http://www.awwa.org>

*(Tear out this card at perforation & fold at middle and send in to Wellness to validate warranty)*

### The Wellness MG-IV — Registration

Name \_\_\_\_\_

Address \_\_\_\_\_

City \_\_\_\_\_ State \_\_\_\_\_ Zip \_\_\_\_\_ Phone No. \_\_\_\_\_

E-mail (optional) \_\_\_\_\_ Purchase Date (mm/dd/yy) \_\_\_\_\_

**Note:** Your signature here is required, and by signing, you acknowledge your acceptance of all warranty terms and conditions: \_\_\_\_\_

*Information below is optional, & Wellness Enterprises, LLC holds all information in strictest confidence.*

No. of persons at your residence: \_\_\_\_\_ Where/How Purchased: \_\_\_\_\_

Do you own or rent your residence: \_\_\_\_\_ Total income: \_\_\_\_\_

How did you hear about the Wellness MG-IV? \_\_\_\_\_

Have you previously purchased a water treatment system? \_\_\_\_\_ If yes, what type of product did you own and what caused your upgrade to Wellness? \_\_\_\_\_

<https://www.wellnessfilter.com/support/registration.asp>

complete your registration form electronically at this web site address:

— or —

USA toll-free 800-428-9419 International Customers +1.352.333.0480

phone Wellness Customer Service at:

— or —

it in the mail.

LLC has to offer, simply complete this registration card, apply postage & drop To register your filter and enjoy the service benefits Wellness Enterprises,



FOLD HERE

Place Stamp Here

Wellness Enterprises, LLC  
P.O. Box 358294  
Gainesville, FL 32635 USA